

PRODUCT CODE 0053

## Tractor Enamel

Asian Paints Tractor Enamel is an solvent based wood, metal and masonry finish for interiors that offers clean shades and excellent gloss.

### PRODUCT BENEFITS

#### Gloss Finish

Tractor Enamel imparts a long lasting glossy finish to your wood, metal and masonry surfaces, keeping them looking like new for longer.

#### Clean Shades

Tractor Enamel offers better and cleaner shades

#### Durability

The consistent and assured quality of Tractor Enamel gives you a durable finish at an economical price.



SOLVENT BASED

asianpaints


LEAD FREE\* GUARANTEE



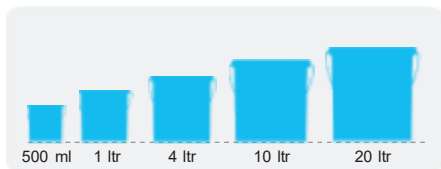
\* All Asian Paints products contain no added Lead, Mercury, Arsenic or Chromium from April 2008.

### PRODUCT FEATURES

#### WASHABILITY



#### AVAILABLE PACKS



Shelf life: 3 years from date of manufacture in original tightly closed containers away from direct sunlight and excessive heat. Also available in 50 ml, 100 ml and 200 ml.

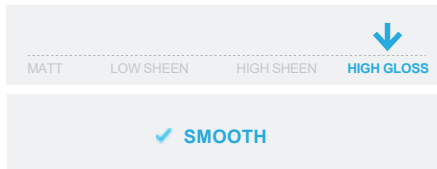
#### COLOURS AVAILABLE

**43\***



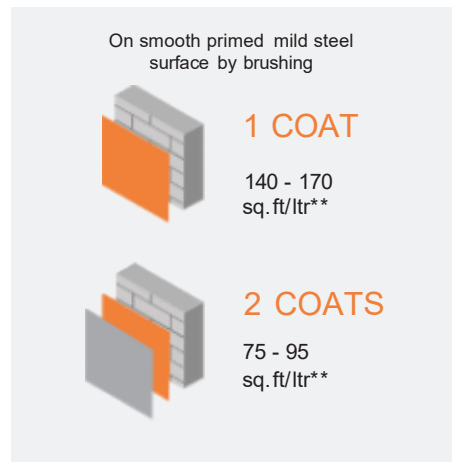
\*17 Direct shades and 26 tinted shades.

#### FINISH



Refer to sheen levels in technical details

#### COVERAGE



\*\*Actual coverage may vary from the quoted coverage due to factors such as method and condition of application and surface roughness and porosity.

### HOW TO APPLY

#### PAINT APPLICATION PROCESS

APPLICATION	CODE	THINNER	DILUTION %	APPLICATION VISCOSITY*	RECOATING PERIOD
STEP 1 SANDING	SAND THE SURFACE WITH SAND PAPER 180 AND WIPE CLEAN				
STEP 2 METAL PRIMER (METAL)/ DECOPRIME ST WT (MASONRY)/ WOOD PRIMER (WOOD)	0005 / 0006 0359 / 0360	MTO*	BRUSH 8 - 10 SPRAY 12 - 15	BRUSH 30 - 40 SPRAY 20 - 25	6 - 8 HRS
STEP 3 KNIFING PASTE FILLER (METAL / WOOD) WALL PUTTY (MASONRY) PUTTY KNIFE	0016 1354	WATER OR MTO*	BASED ON REQUIREMENT	BASED ON REQUIREMENT	6 - 8 HRS 4 - 6 HRS
STEP 4 SANDING	SAND THE SURFACE WITH SAND PAPER 180 AND WIPE CLEAN				
STEP 5 METAL PRIMER (METAL)/ DECOPRIME ST WT (MASONRY)/ WOOD PRIMER (WOOD)	0005 / 0006 0359 / 0360	MTO*	BRUSH 4 - 10 SPRAY 12 - 15	BRUSH 30 - 40 SPRAY 20 - 25	6 - 8 HRS
STEP 6 SANDING	SAND THE SURFACE WITH SAND PAPER 320 AND WIPE CLEAN				
STEP 7 FIRST COAT TRACTOR ENAMEL BRUSH/ SPRAY	0053	MTO*	BRUSH 8 - 10 SPRAY 25 - 30	BRUSH 55 - 60 SPRAY 22 - 25	6 - 8 HRS
STEP 8 SECOND COAT TRACTOR ENAMEL BRUSH/ SPRAY / ROLLER	0053	MTO*	BRUSH 8 - 10 SPRAY 25 - 30	BRUSH 55 - 60 SPRAY 22 - 25	6 - 8 HRS

1. Recoat period is quoted for 25°C and 50% Relative Humidity, these may vary under different conditions.

2. Ensure that the metal substrates are free from oil, grease and rust before paint application.

\* Mineral Turpentine Oil

\*\*As measured through a Ford cup B4.

## HOW TO CHOOSE COLOURS

Browse through Asian Paints colour tools to help you find the right colour combination

COLOUR SPECTRA FAN DECK

TRACTOR ENAMEL SHADECARD



## ADDITIONAL INFORMATION

### POST PAINTING CARE

For removing stains. Sponge clean with a mild soap solution and wipe clean. Ensure a drying time of 1 week before cleaning.

### TECHNICAL DETAILS

**a. Drying time:** Surface dry time 3 hrs

**b. Sheen levels:** 75 - 85 on tin plate at 20 GH

**c. Flash point IS 101/1987 Part 1 Sec 6:** 35 Deg C (95 Deg F)

**d. Stability of thinned paint:** To be used within 24 hours

### PRECAUTIONS

- > Do not apply when ambient temperature is less than 10°C or if the temperature might drop to this level within 4 hrs of application.
- > Do not over-thin or over-extend the brush.
- > Tint using Asian Paints machine colourants only
- > Stir well and strain before use.
- > Tinted paints need thorough shaking immediately after tinter addition as well as before use.

### SAFETY FEATURES

- > Kindly refer to the MSDS for Asian Paints Tractor Enamel which gives detailed information on safety measures while handling the paint, which is available on request.
- > Store the container with the lid tightly closed in an upright position, in a cool, dry place.
- > Keep out of reach of children and away from eatables.
- > May be harmful if swallowed. In case of ingestion seek immediate medical attention.
- > Wear eye protection during application. In case of contact with eyes, rinse immediately with plenty of water and seek medical advice.
- > In case of skin contact immediately wash skin with soap and plenty of water. Get medical attention if irritation develops or persists.
- > Do not breathe vapour or spray. It is recommended to wear suitable nose pad during sanding and surface preparation to avoid dust inhalation
- > Do not pour leftover paint down the drain or in water courses.
- > In the event of spills, contain spillage using sand or earth.
- > No added Lead, Mercury or Chromium compounds.