

PRODUCT CODE 1059

Royale Sensations Galaxy

Royale Sensations Galaxy is an interior water based clear coat, which when applied on a Royale Wall, creates a subtle sparkly appearance on the wall.

PRODUCT BENEFITS

Special Effects

The product is a top coat modifier and provides a subtle sparkly finish to add character to your already existing décor.

Easy Application

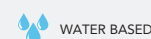
It modifies your existing wall with additional coats using Rollers without much effort or special skill required by the applicator.

Sheen

It has a matt effect with minute silver coated glass particles which reflect light to provide a sparkly finish when viewed at different angles.

Customizability

The sparkles on the walls can be increased by applying additional coats but reduced by applying just a single coat of the product.



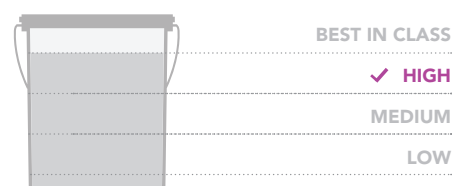
LEAD FREE* GUARANTEE

* All Asian Paints products contain no added Lead, Mercury, Arsenic or Chromium from April 2008.



PRODUCT FEATURES

WASHABILITY



AVAILABLE PACKS

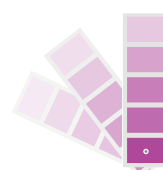


Shelf life: 2 years from date of manufacture in original tightly closed containers away from direct sunlight and excessive heat.

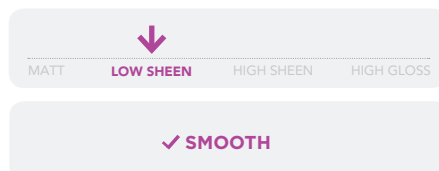
COLOURS AVAILABLE

Clear*

*The wall colour will be the same as the base coat on which Royale Sensations Galaxy is applied



FINISH



Refer to sheen levels in technical details. Sparkles appear due to reflection of light on minute silver coated glass particles.

COVERAGE



**Actual coverage may vary from the quoted coverage due to factors such as method and condition of application and surface roughness and porosity."

HOW TO APPLY

PRE PAINTING STEPS



PLASTER New masonry surfaces must be allowed to cure completely. It is recommended to allow 28 days as the curing time for new masonry surfaces.



CLEANING Surface should be free from any loose paint, dust or grease. Growths of fungus, algae or moss should be removed by wire brushing and water. In case of areas having excessive dampness use Asian Paints SmartCare Damp Block to limit further dampness. When the underlying surface exhibits chalkiness, in spite of thorough surface cleaning, use Asian Paints SmartCare Exterior Sealer.



FILLING FOR CRACKS For filling cracks upto 3mm use Asian Paints SmartCare Crack Seal.



FILLING FOR HOLES & DENTS In case of dents and holes use Asian Paints Acrylic Wall Putty or white cement and fine sand in the ratio 1:3

For interior surfaces or substrates that are subjected to continuous seepage or dampness, kindly use Asian Paints SmartCare Damp Block before the top coat application.

PAINT APPLICATION PROCESS

APPLICATION	CODE	THINNER	DILUTION %	APPLICATION VISCOSITY ¹	RECOATING PERIOD
STEP 1 SANDING SAND THE SURFACE WITH SAND PAPER 180 AND WIPE CLEAN					
STEP 2 DECOPRIME CEMENT PRIMER (ST) / DECOPRIME CEMENT PRIMER (WT) BRUSH / ROLLER / SPRAY	0359	MTD*	BRUSH / ROLLER 8 - 10 SPRAY 15 - 20	BRUSH / ROLLER 30 - 40 SPRAY 20 - 25	6 - 8 HRS
	0360	WATER	80 - 100	BRUSH / ROLLER 30 - 40 SPRAY 20 - 25	4 - 6 HRS
STEP 3 ACRYLIC WALL PUTTY PUTTY KNIFE	1354	WATER	BASED ON REQUIREMENT	N/A	4 - 6 HRS
STEP 4 SANDING SAND THE SURFACE WITH SAND PAPER 180 AND WIPE CLEAN					
STEP 5 DECOPRIME CEMENT PRIMER (ST) / DECOPRIME CEMENT PRIMER (WT) BRUSH / ROLLER / SPRAY	0359	MTD*	BRUSH / ROLLER 8 - 10 SPRAY 15 - 20	BRUSH / ROLLER 30 - 40 SPRAY 20 - 25	6 - 8 HRS
	0360	WATER	80 - 100	BRUSH / ROLLER 30 - 40 SPRAY 20 - 25	4 - 6 HRS
STEP 6 SANDING SAND THE SURFACE WITH SAND PAPER 320 AND WIPE CLEAN					
STEP 7 & 8 BASECOAT FIRST & SECOND COAT ROYALE LUXURY EMULSION BRUSH / ROLLER / SPRAY	0030	WATER	BRUSH / ROLLER 40 - 45 SPRAY 65	BRUSH / ROLLER 30 - 35 SPRAY 22 - 25	3 - 4 HRS
STEP 9 & 10 TOPCOAT ROYALE SENSATIONS GALAXY ROLLER	1059	WATER	30 - 40	FELT ROLLER FOLLOWED BY FOAM ROLLER	4 - 6 HRS

1. As measured through a Ford cup.

2. Recoat period is quoted for 25°C and 50% Relative Humidity, these may vary under different conditions.

* Mineral Turpentine Oil

HOW TO CHOOSE COLOURS

Browse through Asian Paints colour tools to help you find the right colour combination for Royale finishes. Refer to the experience card or Royale Sensations Orange Swatch Book to refer to Royale Sensations finish on Royale.

COLOUR SPECTRA FAN DECK*



INTERIOR COLOUR COMBINATIONS GUIDE



ROYALE BOOK OF COLOURS



ROYALE SENSATIONS BOOK



ROYALE SENSATIONS EXPERIENCE CARD



*These shades are for reference only. Please refer to the Colour Spectra or Colour Palette for correct shade reference

ADDITIONAL INFORMATION

VOC CONTENT



Asian Paints Royale Luxury meets the LEEDS VOC criteria as per Indian Green Building Council version 1.0 as tested at Shriram Institute for Industrial Research. Tested for Royale Luxury White (shade code 0908)

PRECAUTIONS

- > Do not dispose in any drain or land filling
- > Stir well and strain before use
- > Do not over-thin or over-extend and please ensure mixing according to recommended ratios
- > Ensure that post application by felt roller, foam roller is used with slight pressure only to smoothen the surface
- > In case of excess sparkle requirement, apply an additional coat but do not under-dilute below 30%

POST PAINTING CARE

For removing stains, sponge clean with a mild soap solution and wipe clean. Ensure a drying time of at least 2 weeks before you start cleaning.

TECHNICAL DETAILS

- a. Drying time:** Dry to recoat 4 - 6 hours and dry to touch 4 hours
- b. Sheen levels:** Cannot be measured due to presence of sparkling pigment
- c. Flash point IS101/1987 Part 1, Sec 6: NA**
- d. Stability of thinned paint:** To be used within 24 hours

SAFETY FEATURES

- > Kindly refer to the MSDS for Asian Paints Royale Sensations Galaxy which gives detailed information on safety measures while handling the paint, which is available on request.
- > Store the container with the lid tightly closed in an upright position, in a cool, dry place
- > Keep out of reach of children and away from eatables.
- > May be harmful if swallowed. In case of ingestion seek immediate medical attention.
- > Wear eye protection during application. In case of contact with eyes, rinse immediately with plenty of water and seek medical advice.
- > In case of skin contact immediately wash skin with soap and plenty of water. Get medical attention if irritation develops or persists.
- > Do not breathe vapour or spray. It is recommended to wear suitable nose pad during sanding and surface preparation to avoid dust inhalation.
- > Do not pour leftover paint down the drain or in water courses.
- > In the event of spills, contain spillage using sand or earth.
- > No added Lead, Mercury or Chromium compounds.